WEST SIDE ELEVATION
SCALE- 1:1

NORTH SIDE ELEVATION
SCALE- 1:1

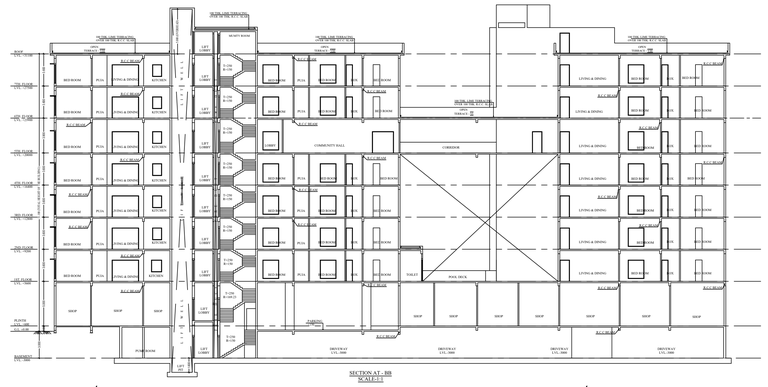

SECTION AT - BB
SCALE-1:1

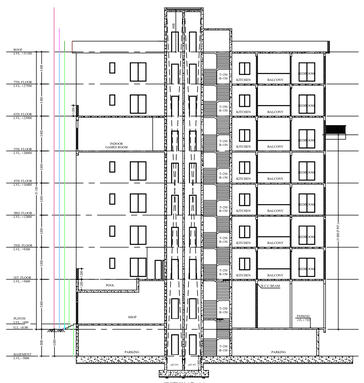

SECTION AT - AA
SCALE-1:1

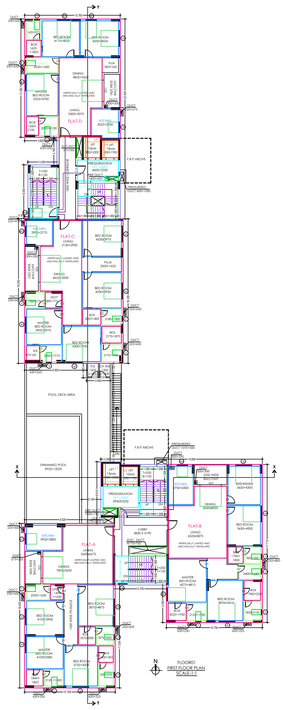

FLOOR01
FIRST FLOOR PLAN
SCALE-1:1

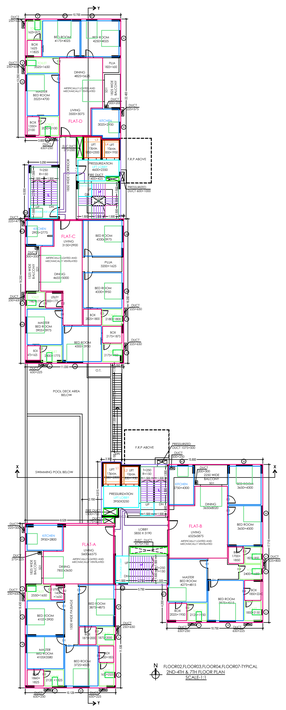

FLOOR02,FLOOR03,FLOOR04,FLOOR07-TYPICAL
2ND,3RD & 7TH FLOOR PLAN
SCALE-1:1

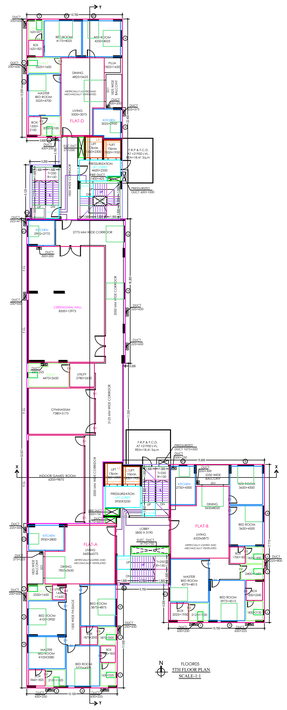

FLOOR05
5TH FLOOR PLAN
SCALE-1:1

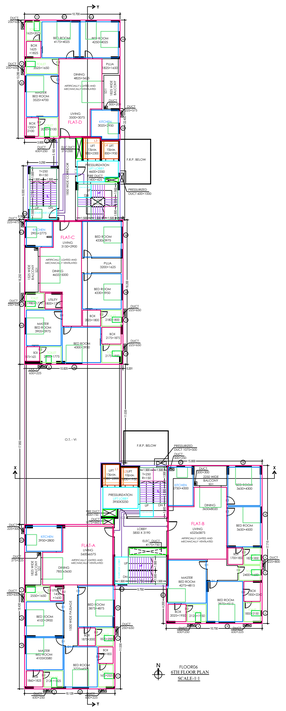

FLOOR06
6TH FLOOR PLAN
SCALE-1:1

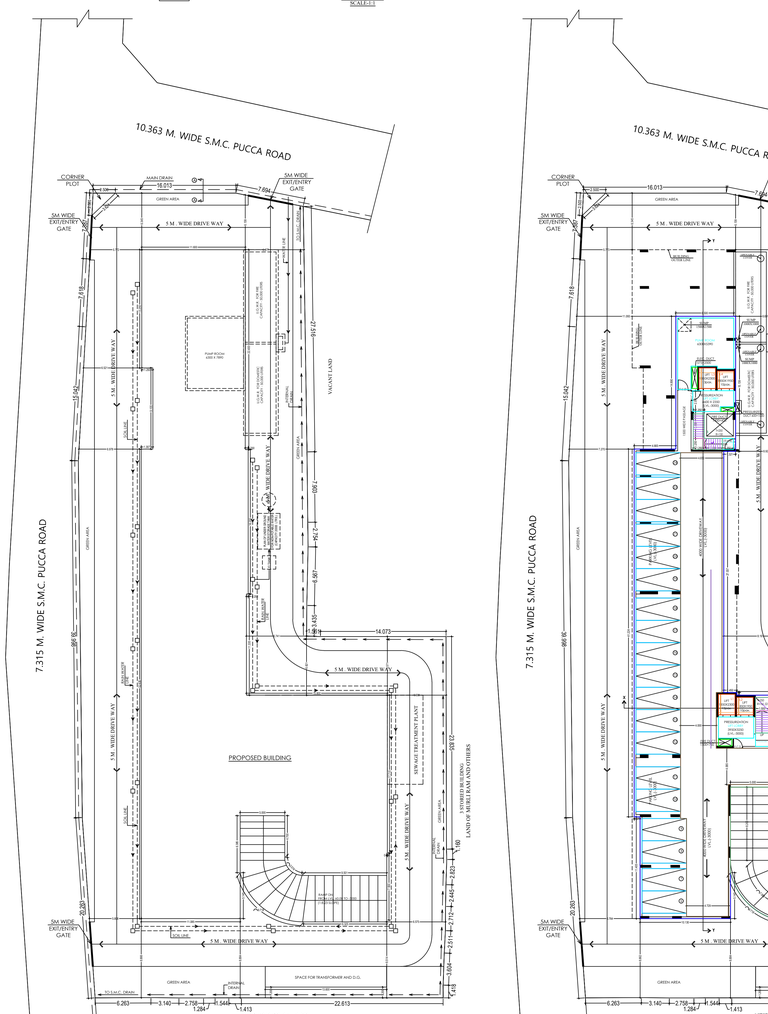

6 STORIED BUILDING
LAND OF DEVI AGARWALLA & BINOD AGARWAL

SITE PLAN
SCALE-1:1

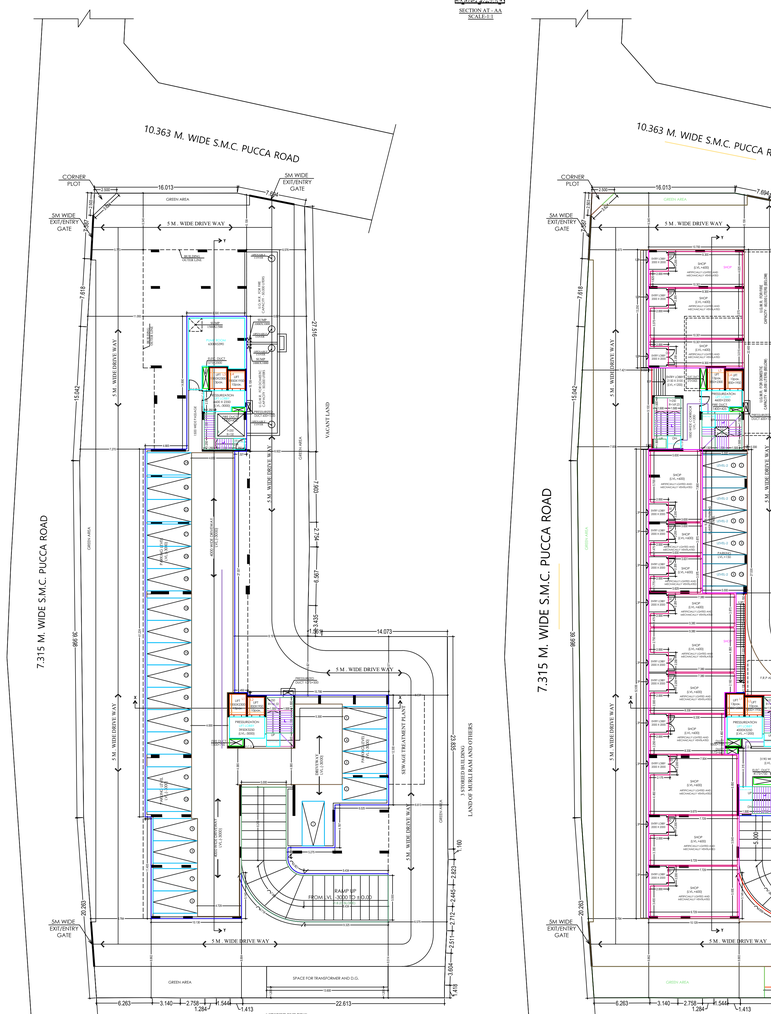

6 STORIED BUILDING
LAND OF DEVI AGARWALLA & BINOD AGARWAL

FLOOR 00
LOWER GR. FLOOR PLAN
SCALE-1:1

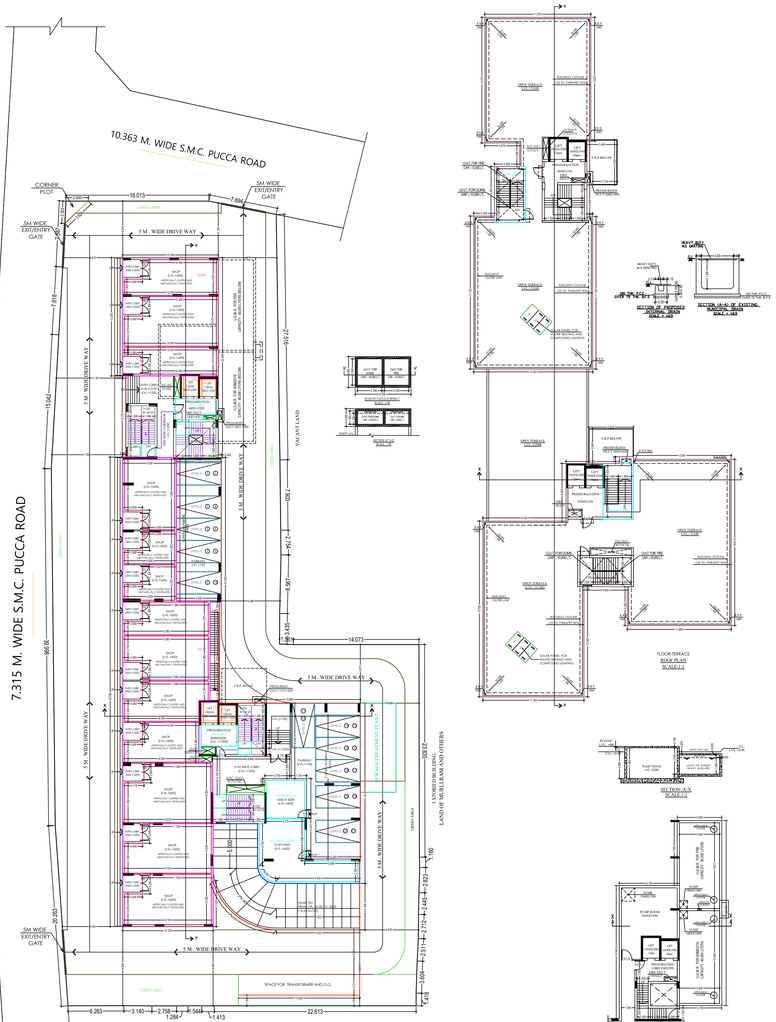

6 STORIED BUILDING
LAND OF DEVI AGARWALLA & BINOD AGARWAL

FLOOR-GROUND
UPPER GR. FLOOR PLAN
SCALE-1:1

FLOOR-TERRACE
ROOF PLAN
SCALE-1:1

SECTION-X,X
SCALE-1:1

PART SECTION OF FIRE PUMP ROOM
AND FLOW DETAIL
SCALE-1:1

POPULATION CALCULATION			
DETAIL DESCRIPTION	NO. OF FLAT (BUA IN sq.m.	RATE	TOTAL POPULATION
1. RESIDENTIAL (FIXED)			
a) 48sM FLATS	20	8	160
b) 36sM FLATS	07	6	42
1. RESIDENTIAL TOTAL (FIXED)			202
c) Considering floating population @ 10%			14
2. COMMERCIAL	593.50	@ 10 sq.m./Person	59
2. COMMERCIAL a) Commercial @ 10% (FIXED)			6
b) Considering floating population @ 90%			53
3. SERVICEMAINTENANCE STAFF			25
TOTAL POPULATION			300

WASTE WATER GENERATION CALCULATION

DETAIL OF DESCRIPTION	TOTAL POPULATION	WATER SUPPLY RATE			TOTAL WATER REQUIREMENT			Total in KLD
		Domestic (lpcd)	Flushing (lpcd)	Total (lpcd)	Total Domestic (lpcd)	Total Flushing (lpcd)	Total (lpcd)	
1. RESIDENTIAL (FIXED)	202	90	45	135	18180	9090	27270	27.270
2. COMMERCIAL (FIXED)	06	24	11	45	144	126	270	0.270
3. COMMERCIAL (Floating)	53	5	10	15	265	530	795	0.795
4. RESIDENTIAL (Floating)	20	5	10	15	100	200	300	0.300
5. Service/Facility Staff	25	50	45	135	1250	1125	3375	3.375
SUB TOTAL					20939	11071	32010	32.01
Waste Water Generation								
a) @ 95% of Flushing use								10517.45
b) @ 80% of Domestic Use								16751.20
c) Car Washing								0.5
Total Waste Water Generation								27269.15

AREA STATEMENT SUMMARY

RULE NO	PARAMETER	MINIMUM REQUIRED	MAXIMUM PERMISSIBLE	PROVIDED	RESULT
49(3)	BUILDING HEIGHT	N.A.	N.A.	31.10	N.A.
46(A)	FAR	N.A.	2.25	2.24	SATISFIED
46(1) (a)(b)	GROUND COVERAGE (IN PERCENTAGE)	N.A.	50	31.68	SATISFIED
-	PLOT AREA	N.A.	N.A.	2873.20	N.A.
-	MINIMUM WIDTH OF PLOT	N.A.	N.A.	114.01	N.A.
-	TOTAL BUILTUP AREA	N.A.	N.A.	8205.93	N.A.
-	FLOOR AREA(FAR)	N.A.	6464.70	6443.29	SATISFIED
-	COVERED AREA	N.A.	1435.60	907.75	SATISFIED

FLOORWISE BREAKUP

BLOCK NAME	FLOOR NAME	TOTAL AREA	DEDUCTION	BUILT UP AREA	EXEMPTION	COVERED PARKING	EXEMPTION FOR COVERED PARKING	FLOOR AREA (FAR)
SINGLE BUILDING	FLOOR01	871.20	22.68	848.52	59.25			789.27
	FLOOR02	871.20	22.68	848.52	59.25			789.27
	FLOOR03	871.20	22.68	848.52	59.25			789.27
	FLOOR04	871.20	22.68	848.52	59.25			789.27
	FLOOR07	871.20	22.68	848.52	59.25			789.27
	FLOOR05	1049.68	22.68	1027.00	59.25			967.75
	FLOOR06	871.20	22.68	848.52	59.25			789.27
	FLOOR-BF	988.48	-	63.95	840.00	840.00		84.53
	FLOOR - GROUND	1078.87	22.68	1056.20	125.81	275.00	275.00	655.39
	FLOOR - TERRACE	43.13	-	43.13	43.13			-
	TOTAL	8387.36	181.42	8205.93	647.64	1115.00	1115.00	6443.29

OCCUPANCY DETAILS

BLOCK NAME	FLOOR NAME	OCCUPANCY	OCCUPANCY AREA(GROSS)	OCCUPANCY AREA(NET)
SINGLE BUILDING	FLOOR01	RESIDENTIAL	871.19	789.27
	FLOOR02	RESIDENTIAL	871.19	789.27
	FLOOR03	RESIDENTIAL	871.19	789.27
	FLOOR04	RESIDENTIAL	871.19	789.27
	FLOOR05	ASSEMBLY	356.24	356.24
	FLOOR05	RESIDENTIAL	693.44	611.52
	FLOOR06	RESIDENTIAL	871.19	789.27
	FLOOR07	RESIDENTIAL	871.19	789.27
	FLOOR - GROUND	MERCANTILE-RETAIL	451.72	451.72
	FLOOR - GROUND	MERCANTILE-RETAIL	141.78	141.78
		TOTAL	6570.32	6298.88

TENEMENTS DETAILS

BUILDING NAME	FLOOR NAME	TENEMENT REFERENCE	SINGLE / DUPLEX	TENEMENTS AREA
SINGLE BUILDING	FLOOR01	FLAT-A	SINGLE	185.73
		FLAT-B	SINGLE	188.50
		FLAT-C	SINGLE	177.76
		FLAT-D	SINGLE	141.79
			TOTAL :	693.78
	FLOOR02,FLOOR03,FLOOR04 FLOOR07-TYPICAL	FLAT-A	SINGLE	185.73
		FLAT-B	SINGLE	188.50
		FLAT-C	SINGLE	177.76
		FLAT-D	SINGLE	141.79
			TOTAL :	693.78
	FLOOR05	FLAT-A	SINGLE	185.73
		FLAT-B	SINGLE	188.50
		FLAT-D	SINGLE	141.79
			TOTAL :	516.02
	FLOOR06	FLAT-A	SINGLE	185.73
		FLAT-B	SINGLE	188.50
		FLAT-C	SINGLE	177.76
		FLAT-D	SINGLE	141.79
			TOTAL :	693.78
			TOTAL NUMBER OF TENEMENTS :	27
			GRAND TOTAL :	4878.70

PARKING DETAILS (CALCULATION)

RULE NO. 52(B) (1)	TENEMENTS	AREA FOR CALCULATING PARKING	CAR REQUIRED	TRUCK/BUS REQUIRED
ASSEMBLY-4		356.24	01	N.A.
MERCANTILE-RETAIL		593.50	06	N.A.
TENEMENT ABOVE 60 SQM.	27	4878.70	39	N.A.
Total	27	5828.44	46	-

PARKING / GARAGE DETAILS

RULE NO	PARAMETER	MINIMUM REQUIRED	MAXIMUM PERMISSIBLE	PROVIDED
52(A)(1)(a)	PARKING HEAD ROOM HEIGHT(CAR)	2.25	N.A.	Not Provided
52(B)(1)	CAR PARKING SPACE	46 NOS.	N.A.	46 NOS.
52(B)(1)	COVERED PARKING SPACE	N.A.	N.A.	46 NOS.
57(3)	PLINTH OF GARAGE	0.15	N.A.	0.15

GREEN AREA PROVIDED = 346.04 SQM.

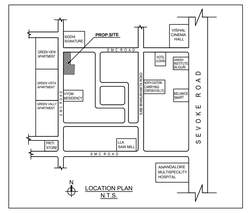
PROP. SITE
S E T U K E R O A D
S A L A M A L L
S A L A M A L L
S A L A M A L L
S E T U K E R O A D
S A L A M A L L
S A L A M A L L
S A L A M A L L